

Part I: Normalization & Summarization - Comparison

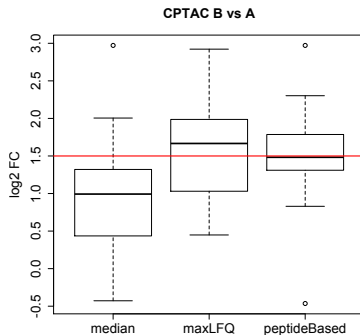
Lieven Clement

Proteomics Data Analysis Shortcourse

Comparison of FC estimates upon summarization

Problems

- strong peptide-effects
- \neq peptides/sample
- \neq # peptides/sample
- non-random missingness



Median Summarization vs Peptide Based Approach

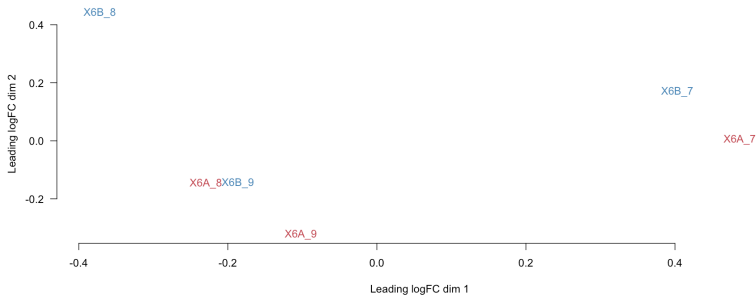
Median Summarization

Color variable ^[?]

treatment

MDS plot after full preprocessing ^[?]

- Plot MDS points
- Plot MDS labels



Median Summarization vs Peptide Based Approach

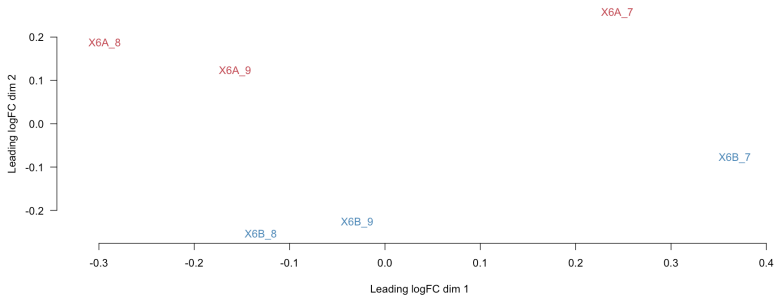
Peptide Based Approach

Color variable ^[?]

treatment

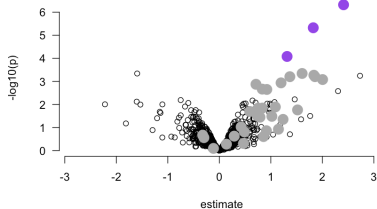
MDS plot after full preprocessing ^[?]

- Plot MDS points
- Plot MDS labels



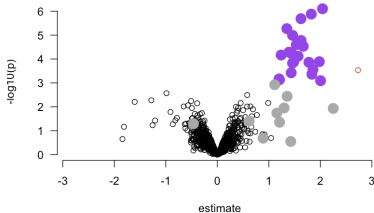
Mean Summarization vs Peptide Based Approach

Median



3 UPS and 0 yeast

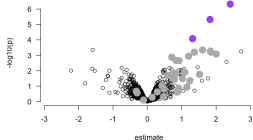
Peptide-based



23 UPS and 1 yeast

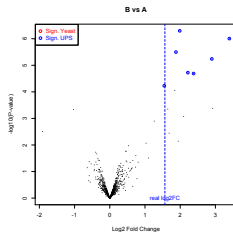
Mean Summarization vs Peptide Based Approach

Median



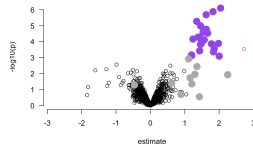
3 UPS and 0 yeast

MaxLFQ



7 UPS and 0 yeast

Peptide-based



23 UPS and 1 yeast